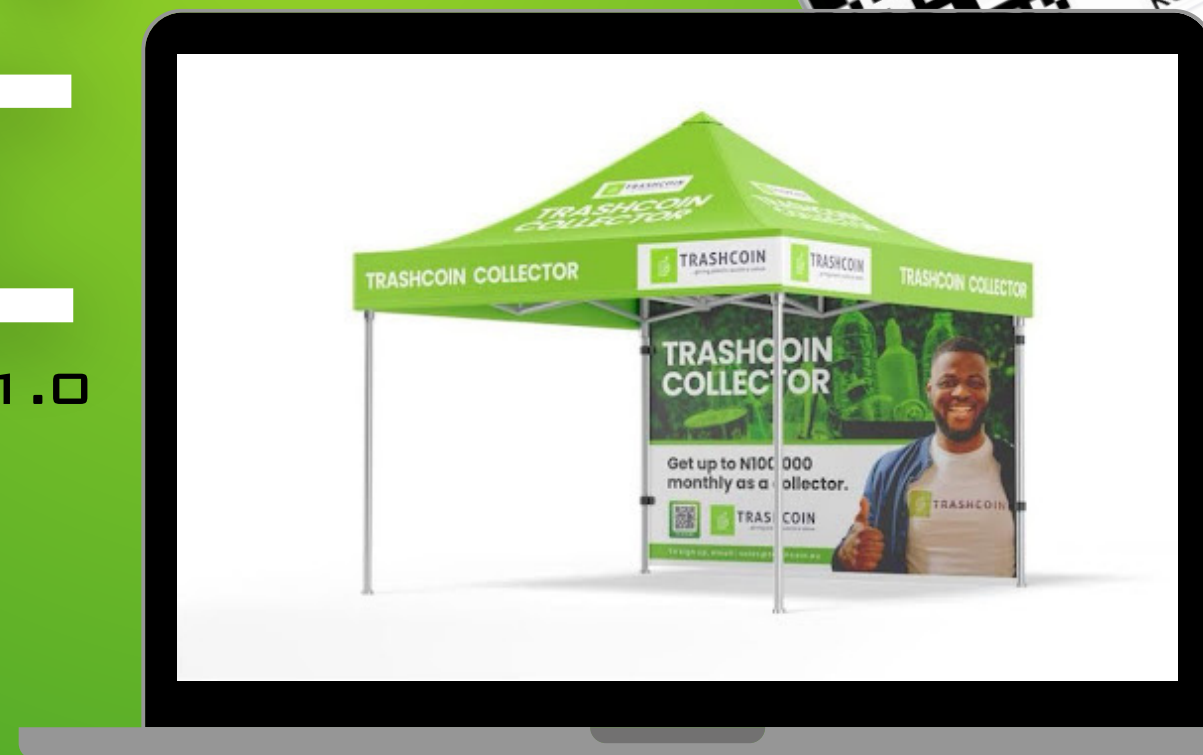




TRASHCOIN

AGENT GUIDE

WEB APP VERSION 1.0



Trashcoin



CONTENT

01

Introduction

- Purpose of the Trashcoin Web App
- Who Should Use It

02

Getting Started

- System requirements
- How to access the TrashCoin Web App
- How to register as a Recycler or Agent
- How to login

03

Dashboard Overview

- Summary of your account
- Viewing transaction history

04

Vouchers Management

- How to generate vouchers for users
- Funding your wallet to create vouchers
- Viewing used and unused vouchers

05

Transactions & Tracking

- Tracking all platform transactions
- Monitoring voucher activity

06

Other Features

- How to update your profile or business info
- Keeping your account secure
- Getting help & contacting support





TRASHCOIN

INTRODUCTION

Purpose of the Web Platform

The TrashCoin Web App is built to support recyclers and collection agents in managing digital waste transactions. It enables users to register, generate vouchers, fund wallets, and track all recycling-related activities.



TRASHCOIN COLLECTOR

Get up to N100,000 monthly as a collector.

  **TRASHCOIN**
...giving plastic waste a value



Who Can Use It?

- **Recycling Centers:** Registered facilities that receive and process recyclables from users.
- **Agents:** Individuals or businesses that issue vouchers, helping users convert waste into TrashCoins.

<https://trashcoin.host>





TRASHCOIN

GETTING STARTED

System Requirements

01 To use the Trashcoin Web App, you'll need:

- A desktop, laptop, phone or tablet with an up-to-date browser (Chrome, Firefox, or Edge)
- A stable internet connection
- Your registered Trashcoin login credentials

02 How to Access the Trashcoin Web App

- Open your preferred web browser.
- Visit the Trashcoin Web Portal <https://trashcoin.host>
- Click "Login" to sign in, or "Register" if you're a new agent or recycler.



<https://trashcoin.host>





REGISTERING AS A RECYCLER OR AN AGENT

To register on the Trashcoin Web App:

Steps to Follow

01 Click "Sign Up" on the homepage.


02 Fill in the following required details:

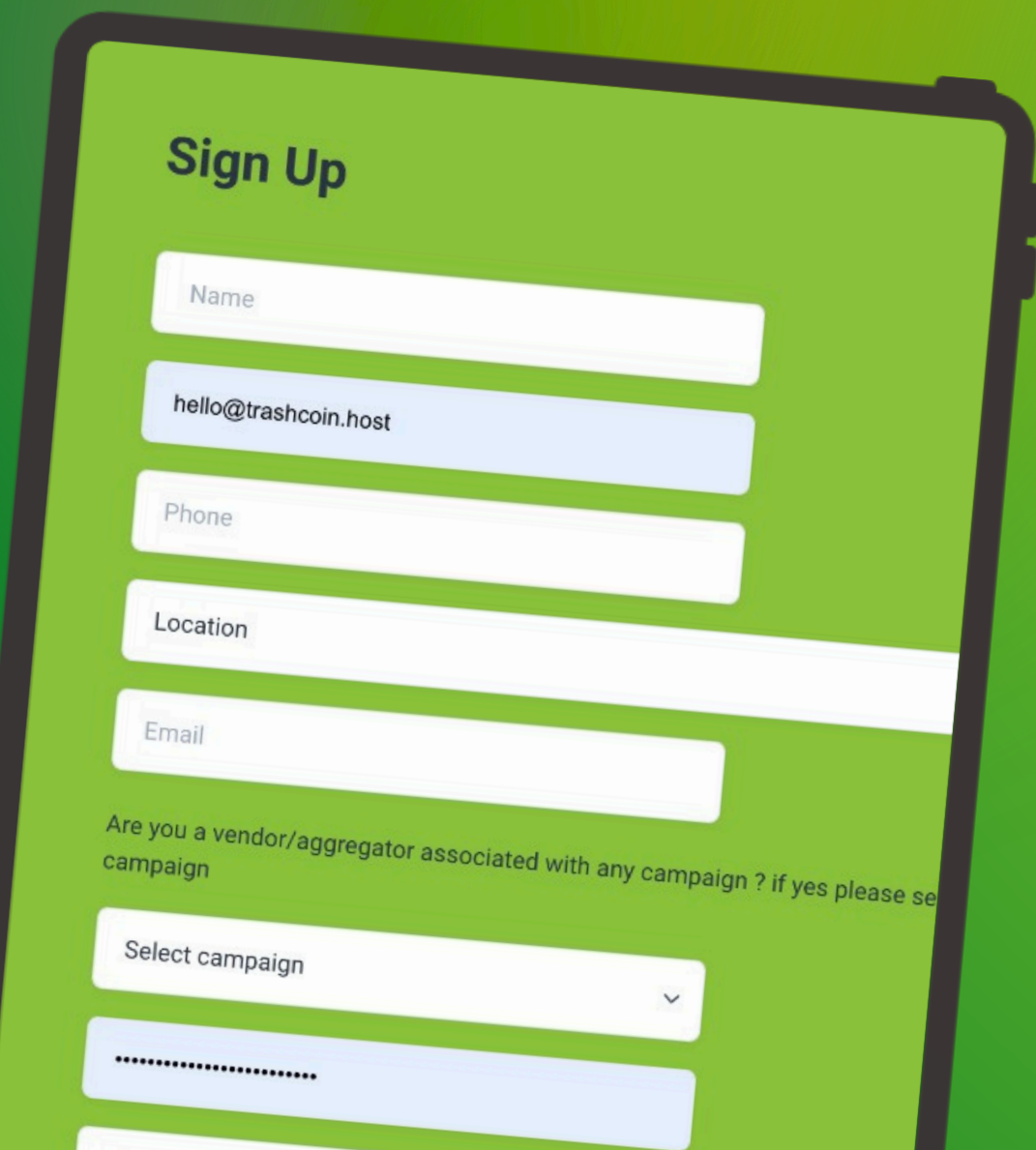
- Full Name / Business Name
- Username
- Phone Number
- Location
- Email Address
- Campaign Association (select from dropdown if applicable)
- Password and Confirm Password
- Agree to the Terms & Conditions (check the box)

03 Click "Register" to submit.

☒ Important:

- Ensure all fields are filled accurately.
- Select a campaign if you're affiliated.
- Agree to the terms to proceed.

 Once approved, you'll receive a confirmation email to activate your account. After activation, you can log in and begin generating vouchers.



The screenshot shows the 'Sign Up' form on the Trashcoin web app. It includes input fields for Name, Email (pre-filled with 'hello@trashcoin.host'), Phone, Location, and Email. Below these is a checkbox for 'Are you a vendor/aggregator associated with any campaign? if yes please select'. At the bottom, there is a dropdown menu for 'Select campaign' and a password field with a strength indicator.

<https://trashcoin.host>





TRASHCOIN

LOGGING IN

Steps to Login

- Visit the Trashcoin Web Portal.
- Enter your registered email and password.
- Click "Login" to access your dashboard.



Forgot your password?

- Click "**Forgot Password**" and follow the prompts to reset it securely.

<https://trashcoin.host>

Welcome back

Enter your email and password to sign in

Email

Password

Forgot password ? [Click here](#)

SIGN IN

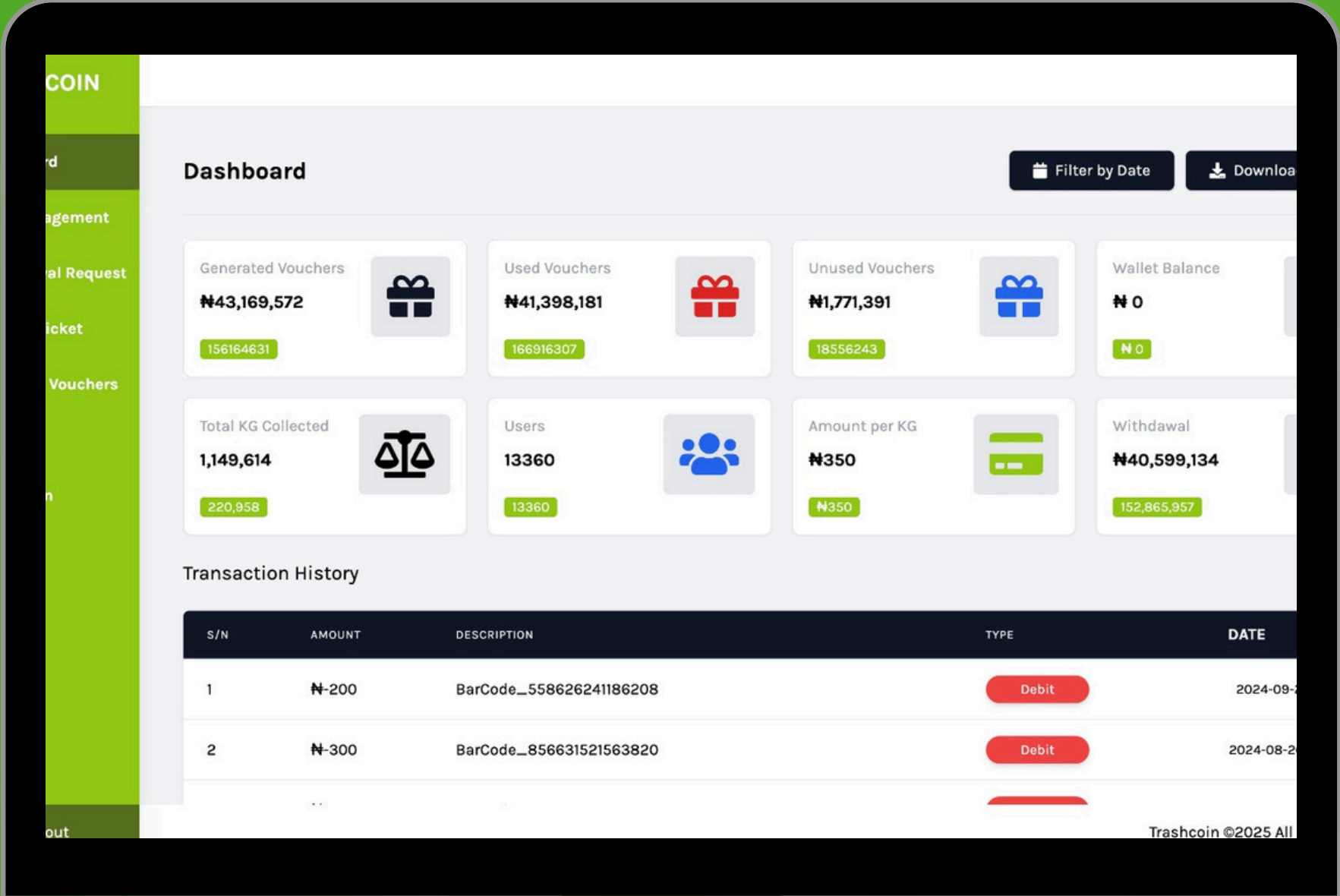
Don't have an account? [Sign up](#)





DASHBOARD OVERVIEW

Welcome to your Trashcoin dashboard! This is your central hub for managing activities like vouchers, wallet balance, and collections.



Key Metrics You'll See

- **Used Vouchers**
 - Number and total value of vouchers already redeemed by users.
- **Unused Vouchers**
 - Number and total value of vouchers still available for distribution.

Key Metrics You'll See

- **Wallet Balance**
 - Funds available in your wallet — used to generate new vouchers.
- **Total KG Collected**
 - The total weight of recyclables collected since April 2022 — a reflection of your environmental impact.






TRASHCOIN

TRANSACTION HISTORY

Just below your dashboard summary, you'll find a detailed Transaction History table. This table logs all wallet activities and helps you track your financial transactions.



Transaction History					Balance
S/N	AMOUNT	DESCRIPTION	TYPE	DATE	
1	₦-200	BarCode_558626241186208	Debit	2024-09	
2	₦-300	BarCode_856631521563820	Debit	2024-08	
3	₦-200	BarCode_389600727995628	Debit	2024-07	
4	₦-300	BarCode_768580644242583	Debit	2024-06	
5	₦1,000	vendor Top up_2024030608501408280301	Credit	2024-03	
6	₦-100	BarCode_784717278586273	Debit	2022-12	
7	₦-300	BarCode_158712242647478	Debit	2022-12	
8	₦-200	BarCode_555369215719996	Debit	2022-12	
9	₦-300	BarCode_989982830499788	Debit	2022-12	

Table Columns

- S/N: Serial number of the transaction.
- Amount: Value of the transaction in Nigerian Naira (₦).
- Description: A unique barcode or label linked to each transaction.
- Type: Shows whether it's a debit (money deducted) or other transaction type.
- Date: Exact date and time the transaction occurred.

<https://trashcoin.host>

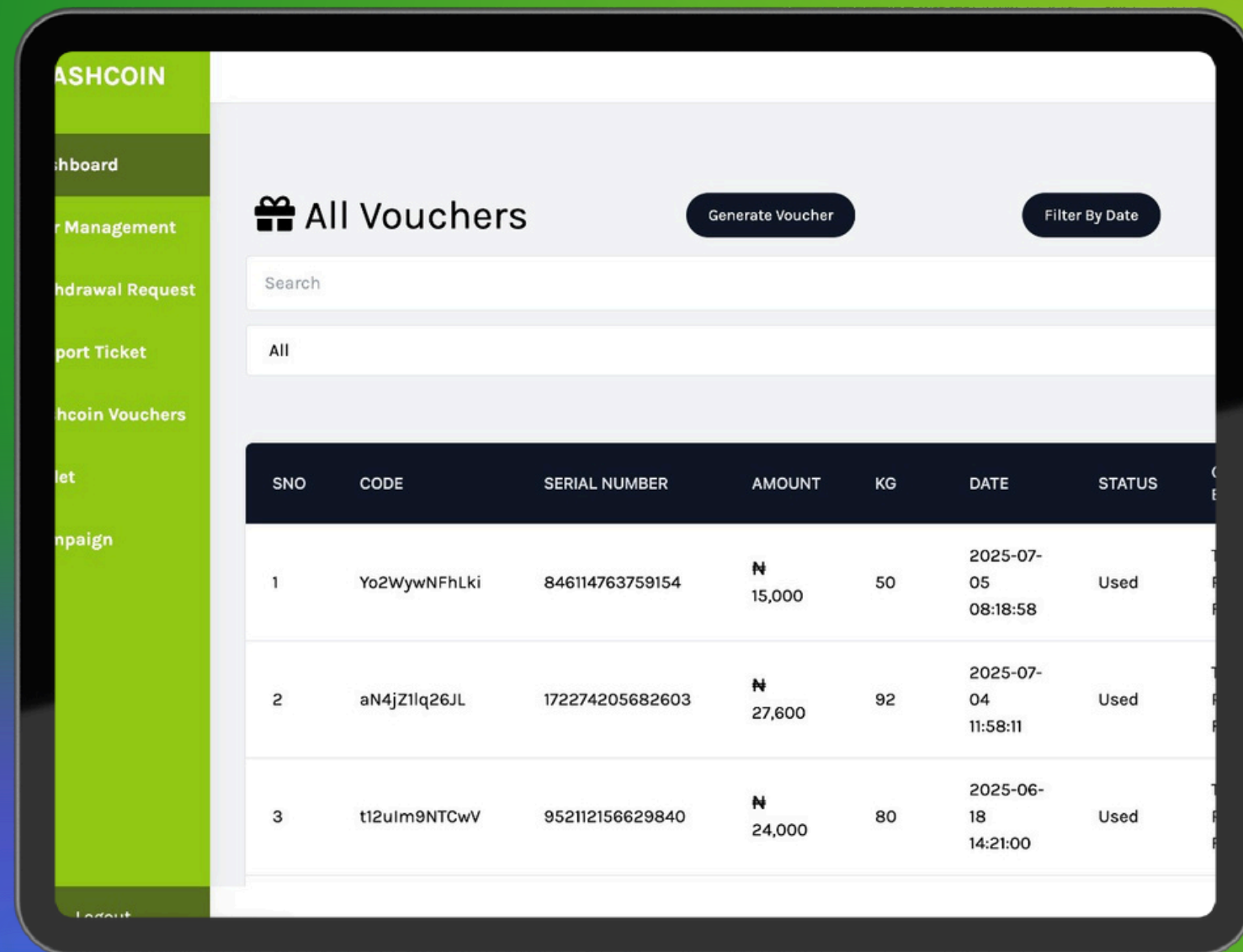




TRASHCOIN

VOUCHER MANAGEMENT

The All Vouchers screen gives you a full overview of all vouchers created in the system. It's designed to help you track and manage voucher activity—whether active, used, or pending.



Quickly find specific vouchers using:

- **Search Bar:** Look up vouchers by serial number, user name, or code.
- **Status Filter:** Choose to view All, Used, or Unused vouchers.
- **Date Range:** Filter vouchers by creation or redemption dates using the calendar picker.

Voucher Actions

- **Generate Voucher:** Create a new voucher (available to recyclers and admins).
- **Filter by Date:** Sort vouchers based on selected timeframes.
- **Download:** Export voucher records for reports or offline use.

<https://trashcoin.host>



GENERATE VOUCHER QUICK GUIDE

This screen lets you create a voucher based on the weight and type of waste collected.



TRASHCOIN

Key Input Fields

- **KG of Waste (Dropdown/Input)**
 - Enter or select the total kilograms of waste collected.
 - This will determine the voucher's value.
- **Type of Waste (Dropdown)**
 - Choose the category of waste (e.g., Plastic, Metal, Paper, etc.).
- **Unit Price (₦)**
 -

- ### Key Input Fields
- Generate (Black Button)
 - Creates the voucher based on your inputs.
 - Cancel (Red Button)
 - Clears the form and exits without saving.

The screenshot displays the Trashcoin mobile application interface. On the left is a green sidebar menu with options: Dashboard, User Management, Withdrawal Request, Support Ticket, Trashcoin Vouchers, Wallet, and Campaign. The main screen is titled 'TRASHCOIN' and features a '+ Create Vouchers' section with three input fields: 'KG of waste', 'Type of waste', and 'Unit price (₦)'. Below these fields are two buttons: a black 'Generate' button and a red 'Cancel' button. Further down is an 'All Vouchers' section with a 'Generate Voucher' button and a 'Filter By Date' button. A search bar and a list item 'All' are also visible.


<https://trashcoin.host>





TRASHCOIN

WALLET FUNDING PROCESS



Fund Wallet		
DESCRIPTION	TYPE	DATE
BarCode_558626241186208	Debit	2024-09-20 21:16:17
BarCode_856631521563820	Debit	2024-08-26 17:02:52
BarCode_389600727995628	Debit	2024-07-16 14:59:19
BarCode_768580644242583	Debit	2024-06-27 08:28:38
vendor Top up_2024030608501408280301	Credit	2024-03-06 08:50:13
BarCode_784717278586273	Debit	2022-12-20 15:49:24
BarCode_158712242647478	Debit	2022-12-19 20:49:33
BarCode_555369215719996	Debit	2022-12-14 10:04:58

01 Navigate to the Wallet Section

From the main navigation menu, select "Wallet".

02 Click "Fund Wallet"

Tap the Fund Wallet button to begin the process.

03 Enter Amount

Input the desired amount you wish to fund your wallet with.

04 Apply 5% Fee Automatically

A 5% processing fee is automatically calculated.

The system displays both the fee and the total amount to be charged.

05 View Funding Summary

06 Proceed with Funding

Review the summary and confirm the transaction to complete wallet funding.





TRASHCOIN

THANK YOU



TRASHCOIN

Digitizing Waste Collection in Africa using AI & Blockchain Technology

FOR CHOOSING TRASHCOIN

With Trashcoin, recycling goes beyond protecting the environment — it becomes a way to earn and empower. Every action you take on the platform helps build a cleaner planet and supports a circular, sustainable economy.

<https://trashcoin.host>